

























Cystotomes


For capsularhexis, intercapsular, endocapsular, or can opening cystotomies during cataract surgery.

Formed Irrigating Cystotomes









Model	Gauge	Image	Dimensions	Description	Special Features	Image	BOX	
							10	100
M3630	30 G		30 G x 5/8" 0.3 x 16mm	Cystotome. Formed			10	100
M3610B	27 G		27 G x 5/8" 0.4 x 16mm	Cystotome. Formed			10	100
M3610	25 G		25 G x 5/8" 0.5 x 16mm	Cystotome. Formed			10	100
M3610S	25 G		25 G x 5/8" 0.5 x 16mm	Cystotome. Formed	Short tip		10	100
M3602	25 G		25 G x 5/8" 0.5 x 16mm	Cystotome. Formed	Side cutting		10	100
M3610C	25 G		25 G x 5/8" 0.5 x 16mm	Cystotome. Formed	Tip angled 35°		10	100
M3627A	27 G		27 G x 5/8" 0.4 x 16mm	Cystotome. Short curve. Formed			10	100
M3627	25 G		25 G x 5/8" 0.5 x 16mm	Cystotome. Short curve. Formed			10	100
M3626	27 G		27 G x 5/8" 0.4 x 16mm	Cystotome. Angled			10	100
M3626A	25 G		25 G x 5/8" 0.5 x 16mm	Cystotome. Angled			10	100
M3629	25 G		25 G x 5/8" 0.5 x 16mm	Cystotome. Formed	Reverse tip		10	100
M3615	27 G		27 G x 7/8" 0.4 x 22mm	Long cystotome. Formed			10	100

Cystotomes



For capsularhexis, intercapsular, endocapsular, or can opening capsulotomies during cataract surgery.



Formed Capsularhexis Cystotomes

Model	Gauge	Image	Dimensions	Description	Image	BOX	
						10	100
M3000F	27 G		27 G x 5/8" 0.4 x 16mm	Cystotome. Formed		10	100
M3000G	25 G		25 G x 5/8" 0.5 x 16mm	Cystotome. Formed		10	100
M3000E	27 G		27 G x 5/8" 0.4 x 16mm	Cystotome. Short curve. Formed		10	100
M3000D	25 G		25 G x 5/8" 0.5 x 16mm	Cystotome. Short curve. Formed		10	100

Formed Endocapsular Cystotome

Model	Gauge	Image	Dimensions	Description	Image	BOX	
						10	100
NEW M3001	27 G		27 G x 5/8" 0.4 x 16mm	Endocapsular cystotome. Formed. (Joyce)		10	100