

Visitec® I-Ring® Pupil Expander

The Visitec I-Ring Pupil Expander is a simple, safe and innovative solution for intraoperative small pupil expansion.

- Gentle on iris and other intraocular tissue
- Iris quickly returns to natural shape post-surgery
- Uniform pupil expansion
- Intuitive for surgeon and staff
- Single handed use
- Easy insertion
- Quick and simple removal



Visitec® I-Ring® Pupil Expander Features and Benefits

Atraumatic

Ideal Ring Material

- Polyurethane – soft but resilient material is gentle on intraocular tissue

Channel

- Fixed channel height does not compress and pinch iris during insertion or removal

Enhanced Comfort and Ease of Use

- Designed to remain planar in anterior chamber protecting corneal endothelium
- Completely (360°) engages iris and eliminates distinct stress points

Ease of Use

Simple

- Single handed insertion, engagement and removal
- Minimal preparation for insertion by surgical team

Intuitive

- Easy iris engagement and disengagement requiring only Sinsky hook
- Green color provides excellent contrast and visibility

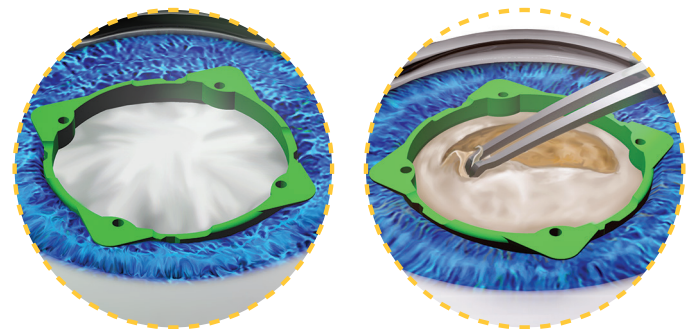
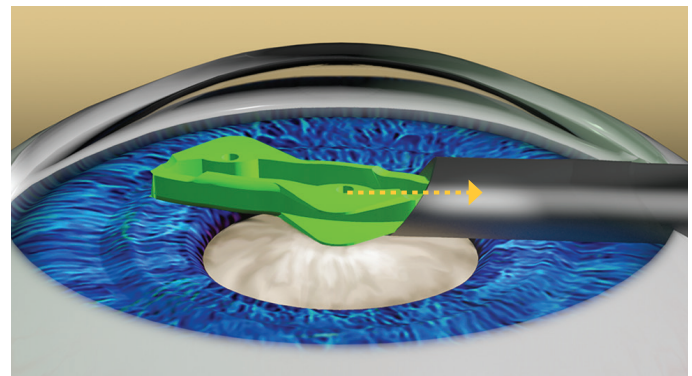

Fast

- Design and material facilitate fast insertion and removal
- Minimal learning curve

Uniform Pupil Expansion

Continuous Contact

- Complete (360°) iris engagement provides ample working area
- Aperture shape helps guide capsulorhexis



Description	Item #	Qty
Visitec I-Ring Pupil Expander, 1/ea, Sterile Single Use	587001	1
Visitec I-Ring Pupil Expander, 6/pk, Sterile Single Use	587000	6



Beaver-Visitec International, Inc.

411 Waverley Oaks Road, Waltham, MA 02452
Tel: 1.866.906.8080 Fax: 1.866.906.4304
www.beaver-visitec.com

Beaver-Visitec International, Limited

85c Park Drive, Milton Park,
Abingdon, Oxfordshire, OX14 4RY, UK
Tel: 44.1865.601.256 Fax: 44.1865.595.761